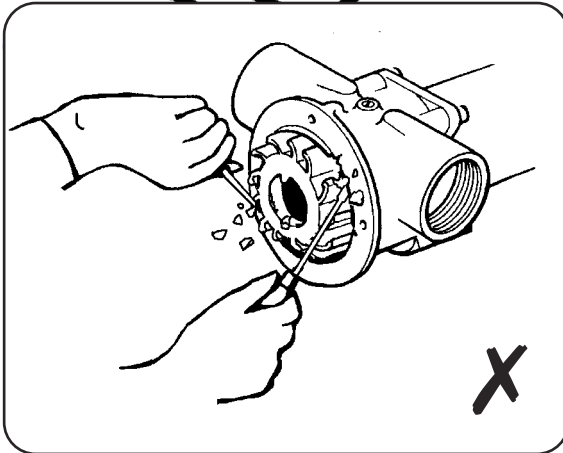




## Jabsco - The Original Impeller

Jabsco flexible impellers can be fitted to most makes and models of bronze flexible impeller engine cooling, bilge, transfer and general purpose pumps.

Jabsco flexible impellers are subjected to rigorous quality processes to ensure reliable, efficient and long lasting performance.

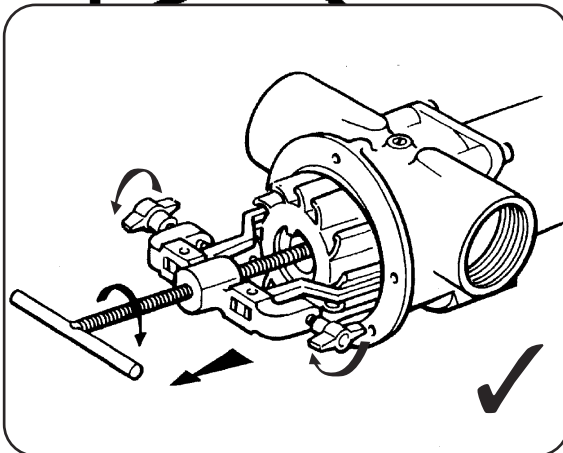


## Impeller Replacement - the Basics

**Use Neoprene Impellers for engine cooling**, and for fresh or salt water transfer duties. Neoprene is the most commonly used material and is suitable for use where only small amounts of oil or diesel fuel are present.

**Use Nitrile Impellers for bilge pumping**, and for transfer duties where the water is heavily contaminated, for example by oil or diesel. For diesel transfer duties, go to pages 43-46 and select a Jabsco Siding Vane pump.

**Replace all impellers** at least once every year, or sooner, depending on the engine duty. When the installation is correct an impeller may last for several years, but it is always advisable to stick to a schedule of preventative, rather than corrective, maintenance.



**Replacing impellers is easy.** By removing the end cover screws, it is possible to remove the impeller by using either a Jabsco Impeller Removal Tool, or channel lock pliers, to grip the hub of the impeller. Don't use screwdrivers as they may damage the face of the pump body, causing leaks, and they can be dangerous in confined spaces.

**Always carry spare impellers on board in case of emergency.** The impeller is one of the most vital components of the engine cooling system and should always be treated as such.

**Always grease new impellers.** Firstly, it makes it easier to install the impeller into the pump bore, and secondly it gives added protection to the impeller during initial prime. After replacing the gasket and end cover the pump is ready to use.



## Selecting your Jabsco Replacement Impeller

There are several ways of identifying the part number of the correct Jabsco Impeller if you do not already know it.

1. If you have a Jabsco pump, the Jabsco Impeller part number can be found on the Data Sheet that is delivered with each pump.
2. If you have a Jabsco pump, but no data Sheet, and you know the full pump model number, go to pages 117-140, Pump Spares by Pump Model, and read off the correct Jabsco Impeller part number.
3. If you have another brand of pump, and you know their impeller part number, go to page 105, Upgrade to a Jabsco Impeller, and check for a Jabsco Replacement Impeller part number.
4. If you have the impeller in front of you:

Identify the impeller profile Code Letter by placing the impeller on the profiles on pages 98-100.

- Go to pages 101-102, Selection Table by Profile.

- Measure the Depth (see Chart A).

- Identify the Drive (see Chart B).

- Measure the Shaft Diameter (see Chart A).

- Select the material.

- Read off the part number.

5. If you do not have the impeller in front of you, but you can ask someone who does:

- Go to pages 103-104, Selection Table by Dimensions.

- How many blades are there?

- What is the outside diameter? (see Chart A)

- What type of Drive is it? (see Chart B)

- What is the Depth? (see Chart A)

- What is the Shaft Diameter? (see Chart A)

- Which material do they need?

- Read off the part number.

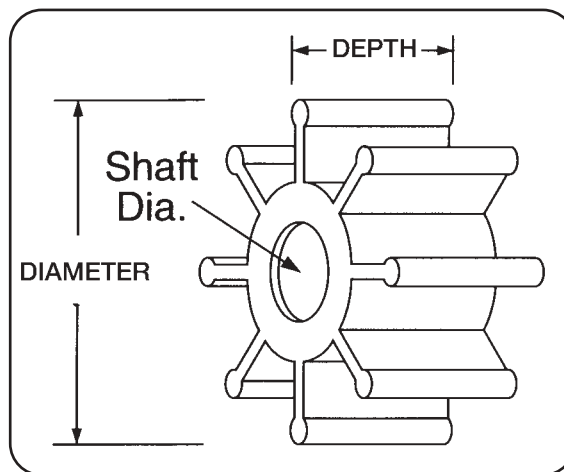


CHART A - Measuring Your Impeller

1	SLOTTED SHAFT PIN DRIVE	
2	THROUGH HOLE PIN DRIVE	
3	KEY DRIVE	
4	SINGLE FLAT DRIVE	
5	DOUBLE FLAT DRIVE	
6	DING DRIVE KEYWAY	
7	SPLINE DRIVE	
8	RIBBED SEGMENT KEY	

CHART B - Identifying the Impeller Drive

## Flexible Impeller Removal Tool

**The Flexible Impeller Removal Tool is the easiest way to remove impellers, especially when the pump is mounted in tight and cramped conditions.**

- Simple three stage operation easily removes the impeller.
- Removes the risk of expensive damage to the pump.
- Manufactured from corrosion resistant cast aluminum and stainless steel.
- Two models fit all impellers.

**Size:** 6"x 1" x 8" max (15cm wide x 2cm deep x 20cm high)

**Weight:** 1.1lb (0.5kg)

**50070-0040**


Suitable for impellers up to 2 1/2" (65mm) diameter.

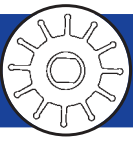
**50070-0200**

Suitable for impellers from 2 1/2" (65mm) to 4 1/2" (118mm) diameter.




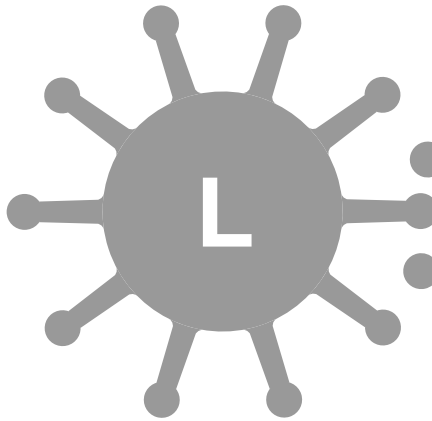
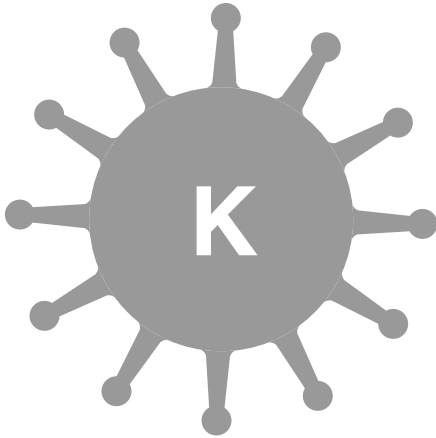

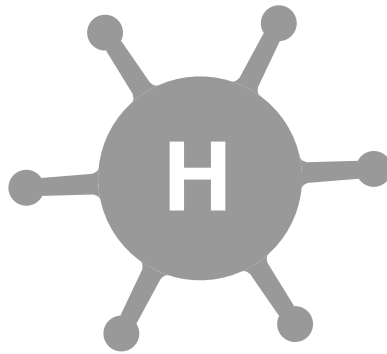






**50070-0080**

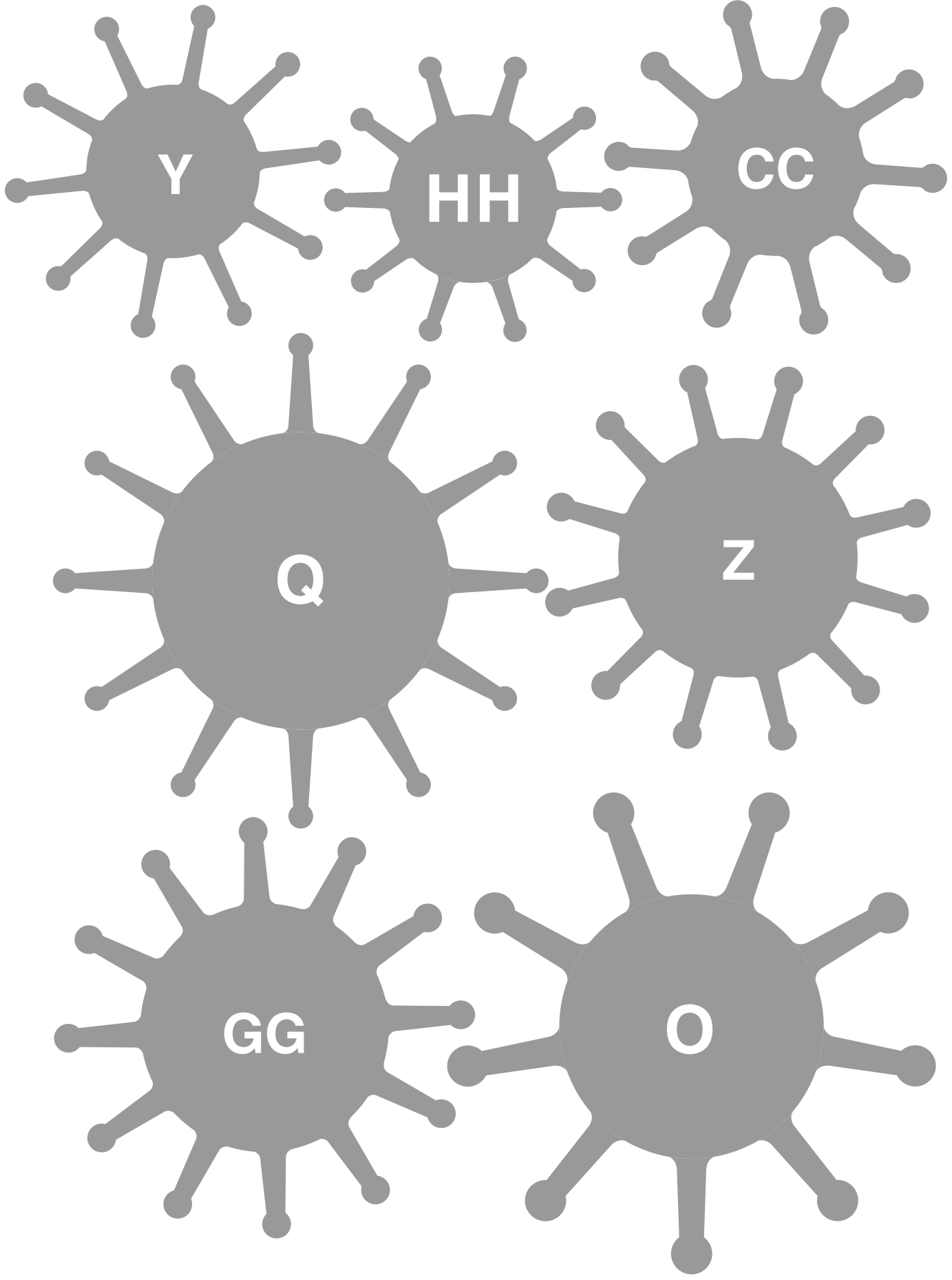
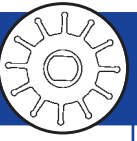
Compact version suitable for impellers up to 2 1/4" (57mm) diameter.





# Impeller Replacement - Impeller Profiles







Impeller Profiles

# Impeller Replacement -



# Impeller Replacement - Impeller Profiles





## Selection Table by Profile

Silhouette	Impeller Depth	Drive Type	Shaft Diameter	Material	Part Number	Remarks	No of Blades	Impeller Diameter	Insert Material		
A	1 <sup>5</sup> / <sub>32</sub> " (12mm)	2	5/16" (8mm)	Neoprene	12104-0001	Onan (use 6-32x <sup>3</sup> / <sub>8</sub> Headless Screw)	6	1 <sup>1</sup> / <sub>4</sub> " (32mm)	Brass		
		4	5/16" (8mm)	Neoprene	1414-0001		6	1 <sup>1</sup> / <sub>4</sub> " (32mm)	Brass		
					21414-0001	For Yanmar 1GM10 Engines	6	1 <sup>1</sup> / <sub>4</sub> " (32mm)	Brass		
				Nitrile	1414-0003		6	1 <sup>1</sup> / <sub>4</sub> " (32mm)	Brass		
B	1 <sup>5</sup> / <sub>32</sub> " (12mm)	4	5/16" (8mm)	Neoprene	14750-0001		8	1 <sup>1</sup> / <sub>4</sub> " (32mm)	Brass		
				Nitrile	14750-0003		8	1 <sup>1</sup> / <sub>4</sub> " (32mm)	Brass		
C	1 <sup>5</sup> / <sub>32</sub> " (12mm)	4	5/16" (8mm)	Neoprene	14609-0001		6	1 <sup>1</sup> / <sub>4</sub> " (32mm)	Brass		
					14787-0001	Was SS Insert	6	1 <sup>1</sup> / <sub>4</sub> " (32mm)	Plastic		
				Nitrile	14787-0003	Was SS Insert	6	1 <sup>1</sup> / <sub>4</sub> " (32mm)	Plastic		
CC	2 <sup>11</sup> / <sub>16</sub> " (68mm)	7	5/16" (8mm)	Neoprene	31130-0061	MerCruiser Replacement (HINO)	10	2 <sup>11</sup> / <sub>16</sub> " (66mm)	Brass		
D	3/4" (19mm)	None	n/a	Nitrile	17255-0003	Impeller Molded on Shaft	6	1 <sup>9</sup> / <sub>16</sub> " (40mm)	None		
		1	1 <sup>5</sup> / <sub>32</sub> " (12mm)	Neoprene	22405-0001		6	1 <sup>9</sup> / <sub>16</sub> " (40mm)	Brass		
		1 or 2	3/8" (9.5mm)	Neoprene	4528-0001	Was AL-24	6	1 <sup>9</sup> / <sub>16</sub> " (40mm)	Brass		
				Nitrile	4528-0003	Was AL-24-37	6	1 <sup>9</sup> / <sub>16</sub> " (40mm)	Brass		
F	3/4" (19mm)	4	5/16" (8mm)	Neoprene	9200-0001	Was Brass Insert	10	1 <sup>9</sup> / <sub>16</sub> " (40mm)	Plastic		
					9200-0021	High Pressure	10	1 <sup>9</sup> / <sub>16</sub> " (40mm)	Brass		
				Nitrile	9200-0003	Was Brass Insert	10	1 <sup>9</sup> / <sub>16</sub> " (40mm)	Plastic		
					9200-0023	High Pressure	10	1 <sup>9</sup> / <sub>16</sub> " (40mm)	Brass		
G	7/8" (22mm)	1	1 <sup>5</sup> / <sub>32</sub> " (12mm)	Neoprene	653-0001		6	2" (51mm)	Brass		
				1 or 2	1/2" (12.7mm)	Neoprene	673-0001		6	2" (51mm)	Brass
						Nitrile	673-0003		6	2" (51mm)	Brass
		2	5/16" (8mm)	Neoprene	4527-0001	Was B-12	6	2" (51mm)	Plastic		
				Nitrile	4527-0003	Was B-12-37	6	2" (51mm)	Plastic		
		3	1/2" (12.7mm)	Neoprene	22799-0001		6	2" (51mm)	Brass		
				Neoprene	7273-0001		6	2" (51mm)	Plastic		
		4	5/16" (8mm)	Neoprene	7273-0001		6	2" (51mm)	Plastic		
				Nitrile	7273-0003		6	2" (51mm)	Plastic		
		6	1/2" (12.7mm)	Neoprene	5616-0001	Brass Extended Drive Cup	6	2" (51mm)	Brass		
Nitrile	5616-0003			Brass Extended Drive Cup	6	2" (51mm)	Brass				
GG	2 <sup>57</sup> / <sub>64</sub> " (74mm)	3	2 <sup>5</sup> / <sub>32</sub> " (20mm)	Neoprene	18958-0001	Sherwood 17000	12	3 <sup>3</sup> / <sub>4</sub> " (95mm)	Brass		
H	7/8" (22mm)	4	5/16" (8mm)	Neoprene	6303-0001		6	2" (51mm)	Plastic		
				Nitrile	6303-0003		6	2" (51mm)	Plastic		
				Poly-urathane	6303-0007		6	2" (51mm)	Plastic		
		6	1/2" (12.7mm)	Neoprene	17486-0001	Brass Extended Drive Cup	6	2" (51mm)	Brass		
HH	2" (51mm)	7	5/8" (16mm)	Neoprene	18777-0001	Replaces 22120-0001	10	2 <sup>1</sup> / <sub>4</sub> " (57mm)	Brass		
I	7/8" (22mm)	1	1 <sup>5</sup> / <sub>32</sub> " (12mm)	Neoprene	18653-0001		10	2" (51mm)	Brass		
				1 or 2	1/2" (12.7mm)	Neoprene	18673-0001		10	2" (51mm)	Brass
						Nitrile	18673-0003		10	2" (51mm)	Brass
K	1 <sup>1</sup> / <sub>4</sub> " (31.5mm)	3	5/8" (16mm)	Neoprene	4568-0001	Was C-12	12	2 <sup>1</sup> / <sub>4</sub> " (57mm)	Brass		
				Nitrile	4568-0003	Was C-12-37	12	2 <sup>1</sup> / <sub>4</sub> " (57mm)	Brass		
				Neoprene	14281-0001		12	2 <sup>1</sup> / <sub>4</sub> " (57mm)	Plastic		
				5	1/2" (12.7mm)	Neoprene	5929-0001	SS Extended Drive Cup	12	2 <sup>1</sup> / <sub>4</sub> " (57mm)	Brass
						Nitrile	5929-0003	SS Extended Drive Cup	12	2 <sup>1</sup> / <sub>4</sub> " (57mm)	Brass
				7	5/8" (16mm)	Neoprene	1210-0001		12	2 <sup>1</sup> / <sub>4</sub> " (57mm)	Brass
		Nitrile	1210-0003				12	2 <sup>1</sup> / <sub>4</sub> " (57mm)	Brass		
			1 <sup>29</sup> / <sub>32</sub> " (48.4mm)	7	5/8" (16mm)	Neoprene	13554-0001	Johnson 812B	12	2 <sup>1</sup> / <sub>4</sub> " (57mm)	Brass
			2" (51mm)	7	5/8" (16mm)	Neoprene	22120-0001	Replaced by 18777-0001	12	2 <sup>1</sup> / <sub>4</sub> " (57mm)	Brass
		L	1 <sup>1</sup> / <sub>4</sub> " (31.5mm)	6	5/8" (16mm)	Neoprene	18815-0005		10	2 <sup>1</sup> / <sub>4</sub> " (57mm)	Brass
Neoprene	3085-0001					SS Extended Drive Cup	10	2 <sup>1</sup> / <sub>4</sub> " (57mm)	Brass		




Selection Table  
by Profile

# Impeller Replacement -

## Selection Table by Profile

Silhouette	Impeller Depth	Drive Type	Shaft Diameter	Material	Part No	Remarks	No of Blades	Impeller Diameter	Insert Material
M	1 1/16" (36.5mm)	7	5/8" (16mm)	Neoprene	11979-0001		8	2 9/16" (65mm)	Brass
	2" (51mm)	3	5/8" (16mm)	Neoprene	4598-0001	Was D-12	8	2 9/16" (65mm)	Brass
				Nitrile	4598-0003	Was D-12-37	8	2 9/16" (65mm)	Brass
		6	5/8" (16mm)	Nitrile	6056-0003	SS Extended Drive Cup	8	2 9/16" (65mm)	Brass
				Neoprene	920-0001		8	2 9/16" (65mm)	Brass
	7	5/8" (16mm)	Neoprene	920-0001		8	2 9/16" (65mm)	Brass	
Nitrile			920-0003		8	2 9/16" (65mm)	Brass		
3" (76.2 mm)	7	5/8" (16mm)	Neoprene	17018-0001		8	2 9/16" (65mm)	Brass	
O	2 1/2" (63mm)	7	1" (25.4mm)	Neoprene	836-0001		9	3 3/4" (95mm)	Brass
				Nitrile	836-0003		9	3 3/4" (95mm)	Brass
	3 1/2" (88.9mm)	7	1" (25.4mm)	Neoprene	6760-0001		9	3 3/4" (95mm)	Brass
				Nitrile	6760-0003		9	3 3/4" (95mm)	Brass
Q	2 1/2" (63mm)	7	1" (25.4mm)	Neoprene	17935-0001		12	3 3/4" (95mm)	Brass
				Neoprene	17370-0001		12	3 3/4" (95mm)	Plastic
	3 1/2" (88.9mm)	7	1" (25.4mm)	Neoprene	17936-0001		12	3 3/4" (95mm)	Brass
					21676-0001	Use 17936-0001	12	3 3/4" (95mm)	Brass
R	3 1/2" (88.9mm)	5	1" (25.4mm)	Neoprene	18786-0001		9	4 5/8" (118mm)	Plastic
				Neoprene	17240-0001		9	4 5/8" (118mm)	Brass
				Neoprene	18789-0001		9	4 5/8" (118mm)	Brass
U	4" (101.6mm)	7	1 1/2" (38mm)	Neoprene	2999-0001		13	5" (127mm)	Brass
W	1 1/4" (31.5mm)	3	5/8" (16mm)	Neoprene	18838-0001	Sherwood 9959	12	2 7/16" (62mm)	Brass
X	1 5/8" (41.4mm)	3	5/8" (16mm)	Neoprene	18948-0001	Sherwood 10615	12	2 9/16" (65mm)	Brass
Y	2" (51mm)	3	5/8" (16mm)	Neoprene	18327-0001	Sherwood 15000	10	2 9/16" (65mm)	Brass
				Neoprene	17954-0001	Mer Cruiser Replacement	10	2 9/16" (65mm)	Brass
		6	5/8" (16mm)	Neoprene	17956-0001	SS Extended Drive Cup	10	2 9/16" (65mm)	Brass
				Neoprene	17937-0001		10	2 9/16" (65mm)	Brass
		Nitrile	17937-0003		10	2 9/16" (65mm)	Brass		
Z	3" (76.2mm)	5	1 3/16" (20mm)	Neoprene	30919-0001		12	3 1/16" (77mm)	Brass





## Selection Table by Dimensions

No of Blades	Impeller Diameter	Drive Type	Impeller Depth	Shaft Diameter	Material	Part Number	Remarks	Insert Material	Silhouette
6	1 1/4" (32mm)	2	1 5/32" (12mm)	5/16" (8mm)	Neoprene	12104-0001	Onan (use 6-32x1/2", Headless Screw)	Brass	A
					Neoprene	1414-0001		Brass	A
		4	1 5/32" (12mm)	5/16" (8mm)	Neoprene	21414-0001	For Yanmar 1GM10 Engines	Brass	A
					Neoprene	14609-0001		Brass	C
					Neoprene	14787-0001	Was SS Insert	Plastic	C
					Nitrile	1414-0003		Brass	A
	Nitrile	14787-0003	Was SS Insert	Plastic	C				
				Plastic	C				
	1 9/16" (40mm)	1	3/4" (19mm)	1 5/32" (12mm)	Neoprene	22405-0001		Brass	D
					Neoprene	4528-0001	Was AL-24	Brass	D
		Nitrile	4528-0003	Was AL-24-37	Brass	D			
	1 or 2	3/4" (19mm)	3/8" (9.5mm)	1 5/32" (12mm)	Neoprene	4528-0001	Was AL-24	Brass	D
					Nitrile	4528-0003	Was AL-24-37	Brass	D
	None	3/4" (19mm)	n/a	Nitrile	17255-0003	Impeller Molded on Shaft	None	D	
	2" (51mm)	1	7/8" (22mm)	1 5/32" (12mm)	Neoprene	653-0001		Brass	G
					Neoprene	4527-0001	Was B-12		G
		2	7/8" (22mm)	5/16" (8mm)	Neoprene	4527-0001	Was B-12		G
					Nitrile	4527-0003	Was B-12-37		G
		3	7/8" (22mm)	1/2" (12.7mm)	Neoprene	22799-0001		Brass	G
					Neoprene	7273-0001		Plastic	G
4		7/8" (22mm)	5/16" (8mm)	Neoprene	6303-0001		Plastic	H	
				Nitrile	7273-0003		Plastic	G	
6303-0003		Plastic	H	Poly-urathane	6303-0007		Plastic	H	
					Neoprene	5616-0001	Brass Extended Drive Cup	Brass	G
17486-0001		Brass Extended Drive Cup	Brass	H	Nitrile	5616-0003	Brass Extended Drive Cup	Brass	G
						Neoprene	673-0001		Brass
Nitrile		673-0003		Brass	G				
						Neoprene	673-0001		Brass
Nitrile	673-0003		Brass	G					
					Neoprene	673-0001		Brass	G
Nitrile	673-0003		Brass	G					
					Neoprene	673-0001		Brass	G
Nitrile	673-0003		Brass	G					
					Neoprene	673-0001		Brass	G
Nitrile	673-0003		Brass	G					
					Neoprene	673-0001		Brass	G
Nitrile	673-0003		Brass	G					
					Neoprene	673-0001		Brass	G
8	1 1/4" (32mm)	4	1 5/32" (12mm)	5/16" (8mm)	Neoprene	14750-0001		Brass	B
					Nitrile	14750-0003		Brass	B
	2 9/16" (65mm)	3	2" (51mm)	5/8" (16mm)	Neoprene	4598-0001	Was D-12	Brass	M
					Nitrile	4598-0003	Was D-12-37	Brass	M
		6	2" (51mm)	5/8" (16mm)	Nitrile	6056-0003	SS Extended Drive Cup	Brass	M
					Neoprene	11979-0001		Brass	M
	7	1 7/16" (36.5mm)	5/8" (16mm)	Neoprene	920-0001		Brass	M	
				Nitrile	920-0003		Brass	M	
	3" (76.2mm)	5/8" (16mm)	Neoprene	17018-0001		Brass	M		
			Neoprene	17018-0001		Brass	M		
9	4 5/8" (118mm)	5	3 1/2" (88.9mm)	1" (25.4mm)	Neoprene	18786-0001		Plastic	R
					Neoprene	17240-0001		Brass	R
		18789-0001		Brass	R				
	7	3 1/2" (88.9mm)	1" (25.4mm)	Neoprene	18789-0001		Brass	R	
				Neoprene	836-0001		Brass	O	
	Nitrile	836-0003		Brass	O				
				Brass	O				
	3 3/4" (95mm)	7	2 1/2" (63mm)	1" (25.4mm)	Neoprene	836-0001		Brass	O
Nitrile					836-0003		Brass	O	
3 1/2" (88.9mm)		1" (25.4mm)	Neoprene	6760-0001		Brass	O		
	Nitrile		6760-0003		Brass	O			


 Selection Table  
by Dimensions

# Impeller Replacement -



## Selection Table by Dimensions

No of Blades	Impeller Diameter	Drive Type	Impeller Depth	Shaft Diameter	Material	Part Number	Remarks	Insert Material	Silhouette
10	1 <sup>9</sup> / <sub>16</sub> " (40mm)	4	3/4" (19mm)	5/16" (8mm)	Neoprene	9200-0001	Was Brass Insert	Plastic	F
						9200-0021	High Pressure	Brass	F
					Nitrile	9200-0003	Was Brass Insert	Plastic	F
						9200-0023	High Pressure	Brass	F
	2" (51mm)	1 or 2	7/8" (22mm)	1 <sup>5</sup> / <sub>32</sub> " (12mm)	Neoprene	18653-0001		Brass	I
					Neoprene	18673-0001		Brass	I
					Nitrile	18673-0003		Brass	I
	2 <sup>1</sup> / <sub>4</sub> " (57mm)	6	1 <sup>1</sup> / <sub>4</sub> " (31.5mm)	5/8" (16mm)	Neoprene	18815-0005		Brass	L
					Neoprene	3085-0001	SS Extended Drive Cup	Brass	L
					Neoprene	18777-0001	Replaces 22120-0001	Brass	HH
	2 <sup>9</sup> / <sub>16</sub> " (65mm)	3	2" (51mm)	5/8" (16mm)	Neoprene	18327-0001	Sherwood 15000	Brass	Y
					Neoprene	17954-0001	Mercuriser Replacement	Brass	Y
					Neoprene	17956-0001	SS Extended Drive Cup	Brass	Y
					Neoprene	17937-0001		Brass	Y
Nitrile					17937-0003		Brass	Y	
2 <sup>11</sup> / <sub>16</sub> " (66mm)	7	2 <sup>11</sup> / <sub>16</sub> " (68mm)	5/16" (8mm)	Neoprene	31130-0061	Mercuriser Replacement (HINO)	Brass	CC	
12	2 <sup>1</sup> / <sub>4</sub> " (57mm)	3	1 <sup>1</sup> / <sub>4</sub> " (31.5mm)	5/8" (16mm)	Neoprene	4568-0001	Was C-12	Brass	K
					Nitrile	4568-0003	Was C-12-37	Brass	K
		5	1 <sup>1</sup> / <sub>4</sub> " (31.5mm)	5/8" (16mm)	Neoprene	14281-0001		Plastic	K
					Neoprene	5929-0001	SS Extended Drive Cup	Brass	K
		Nitrile	5929-0003	SS Extended Drive Cup	Brass	K			
					Brass	K			
		7	1 <sup>1</sup> / <sub>4</sub> " (31.5mm)	5/8" (16mm)	Neoprene	1210-0001		Brass	K
					Nitrile	1210-0003		Brass	K
	Neoprene				13554-0001	Johnson 812B	Brass	K	
	2 <sup>29</sup> / <sub>32</sub> " (48.4mm)	5/8" (16mm)	Neoprene	13554-0001	Johnson 812B	Brass	K		
			Neoprene	22120-0001	Replaced by 18777-0001	Brass	K		
2 <sup>7</sup> / <sub>16</sub> " (62mm)	3	1 <sup>1</sup> / <sub>4</sub> " (31.5mm)	5/8" (16mm)	Neoprene	18838-0001	Sherwood 9959	Brass	W	
2 <sup>9</sup> / <sub>16</sub> " (65mm)	3	1 <sup>5</sup> / <sub>8</sub> " (41.4mm)	5/8" (16mm)	Neoprene	18948-0001	Sherwood 10615	Brass	X	
3 <sup>1</sup> / <sub>16</sub> " (77mm)	5	3" (76.2mm)	1 <sup>3</sup> / <sub>16</sub> " (20mm)	Neoprene	30919-0001		Brass	Z	
3 <sup>3</sup> / <sub>4</sub> " (95mm)	3	2 <sup>57</sup> / <sub>64</sub> " (74mm)	2 <sup>5</sup> / <sub>32</sub> " (21mm)	Neoprene	18958-0001	Sherwood 17000	Brass	GG	
				Neoprene	17370-0001		Plastic	Q	
	7	3 <sup>1</sup> / <sub>2</sub> " (88.9mm)	1" (25.4mm)	Neoprene	17935-0001		Brass	Q	
				Neoprene	17936-0001		Brass	Q	
21676-0001	Use 17936-0001	Brass	Q						
13	5" (127mm)	7	4" (101.6mm)	1 <sup>1</sup> / <sub>2</sub> " (38mm)	Neoprene	2999-0001		Brass	U



## Flexible Impeller Removal Tool

The Flexible Impeller Removal Tool is the easiest way to remove impellers, especially when the pump is mounted in tight and cramped conditions.

- Simple three stage operation easily removes the impeller.
- Removes the risk of expensive damage to the pump.
- Manufactured from corrosion resistant cast aluminum and stainless steel.
- Two models fit all impellers.

**Size:** 6"x 1" x 8" max (15cm wide x 2cm deep x 20cm high)

**Weight:** 1.1lb (0.5kg)

**50070-0040**


Suitable for impellers up to 2<sup>7</sup>/<sub>16</sub>" (65mm) diameter.

**50070-0200**

Suitable for impellers from 2<sup>7</sup>/<sub>16</sub>" (65mm) to 4<sup>1</sup>/<sub>2</sub>" (118mm) diameter.

**50070-0080**

Compact version suitable for impellers up to 2<sup>1</sup>/<sub>4</sub>" (57mm) diameter.



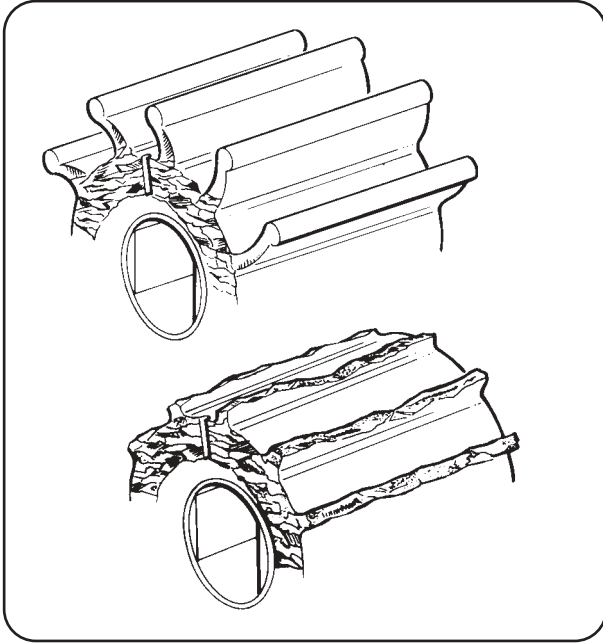
## Upgrade to a Jabsco Impeller

Jabsco impellers are perfect replacements in other makes of bronze flexible impeller pumps such as Johnson, Yanmar, Sherwood, Yamaha, Mercruiser, Vetus, Ancor and CEF. The following cross reference chart identifies the Jabsco impellers that will serve as direct replacements. They will produce the same flow rate and will also provide the quality and long life expected from a genuine Jabsco impeller. If your impeller is not listed here, try following the impeller identification procedures on page 97.

Jabsco	Volvo	Yanmar	Yamaha	Johnson	Sherwood	Vetus	Mercruiser	Crusader	Ancor	CEF	Oberdorfer	Onan	Perkins USA	
653-0001				09-810B		IMP00801				500101				
673-0001	804696 / 897055 / 875808-8			09-1026B						500116				
673-0003				09-1026B-9						500216				
836-0001				09-1029B		IMP00901			J050005	500105				
836-0003				09-1029B-9					J050405	500205				
920-0001	801277 / 825941 / 877061-2			09-1028B					500106					
920-0003										500206				
1133-0001				09-1028B-9					J050001					
1210-0001	860203 / 3856039-7 / 875811-2	129470-42530		09-1027B		IMP00201			J050007	500107		132-0162	0460038	
1210-0003				09-1027B-9					J050407	500207				
3085-0001													24880190	
4528-0001	803729 / 875807-0 / 876554-7	104211-42070		09-806B	9979	IMP00501			J050010	500100		132-0859	24990272	
4528-0003										500201				
4568-0001	831182 / 875575-3	124310-46090		09-801B						500108				
4568-0003										500208				
4598-0001										500102	6603			
4598-0003										500202				
6303-0001										500110	6617			
6303-0003				09-824P					J050011	500210				
6760-0001				09-802B					JP50015	500145				
6760-0003										500245				
13554-0001				09-812B										
17935-0001	875660 875736-1 825942 807904			09-819B							J050035	500135	7054	
17935-0003				09-819B-9					J050435					
17936-0001	875814-6 875697 845796 844683 842857			09-814B		IMP00801			J050045	500145			0460027	
17937-0001	801277 / 825941 / 877061-2	127610-42200		09-1028B	18200	IMP00301			J050009	500114	7441		0460024 / 24880031	
17937-0003														
17954-0001*							47-59362			500214				
18327-0001					15000									
18673-0001													24880194	
18838-0001	835512-5		YSC-101-03-01-0C		9959			1003026	J050003	500103		132-0317	132-0117/ 24880178	NA900010 / NA900012
18948-0001	835874-9		6TA-12457-00		10615			20300	J050020	500120	8922			
18958-0001					17000									
21414-0001		128170-42070							J050013	500113				
22120-0001	834794 876120-7								J050022	500104				
22405-0001	875583-7 / 833995			09-808B		IMP00601			J050021	500121				
22799-0001		124223-42091				IMP00101			J050016	500129				
31130-0061							47-831311350							

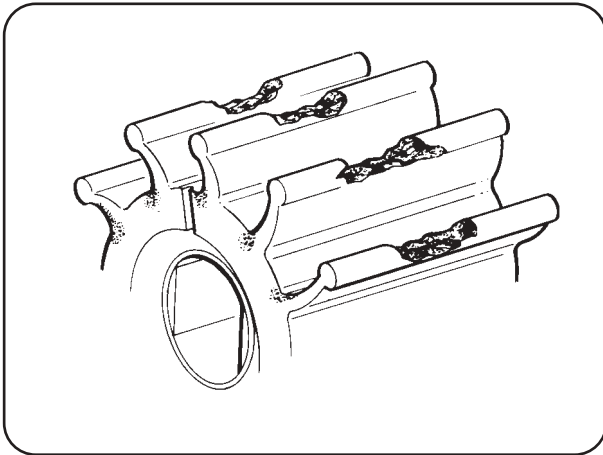
\*Has single flat drive not spline

Upgrade to a  
 Jabsco Impeller  
**Impeller Replacement -**



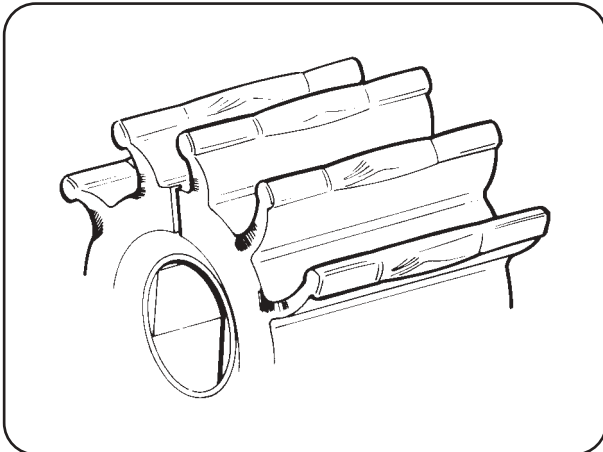
### Trouble Shooting 1

- Symptoms:**
- End faces hard and either polished or cracked, like carbon.
  - Some or all blades completely missing.
- Cause:**
- Dry running, lack of water in pump.
  - Temporary suction blockage.
  - Leaking suction plumbing.
- Remedy:**
- Do not run pump for more than 20 seconds without liquid.
  - Install a liquid sensor/temperature alarm.
  - Check suction plumbing, strainers, and thru-hull fittings for blockages and leakage.
  - Arrange discharge plumbing to trap liquid in the pump.



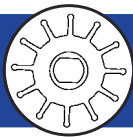
### Trouble Shooting 2

- Symptoms:**
- Pieces missing from the middle of blade tips.
  - Blade edges are hollowed out.
  - Pitting is evident on cam and the inside of pump ports, and on ends of impeller.
- Cause:**
- Cavitation, i.e. too much vacuum on inlet is causing water to boil inside pump.
- Remedy:**
- Reduce pump speed.
  - Increase inlet plumbing diameter.
  - Reduce inlet plumbing length and remove unnecessary restrictions.
  - Reduce cam thickness.



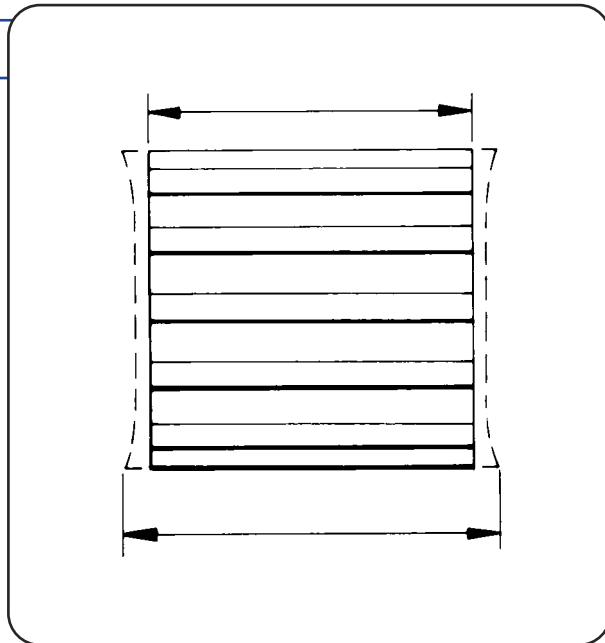
### Trouble Shooting 3

- Symptoms:**
- Worn blade tips, cam imprint on edges.
  - Worn end faces.
  - Worn impeller drive and shaft wear.
- Cause:**
- Abrasive wear from fluid in pump.
  - Heat exchanger/cooler blockage.
  - High discharge pressure.
- Remedy:**
- Check discharge plumbing for partial blockages.
  - Increase discharge pipe diameter.



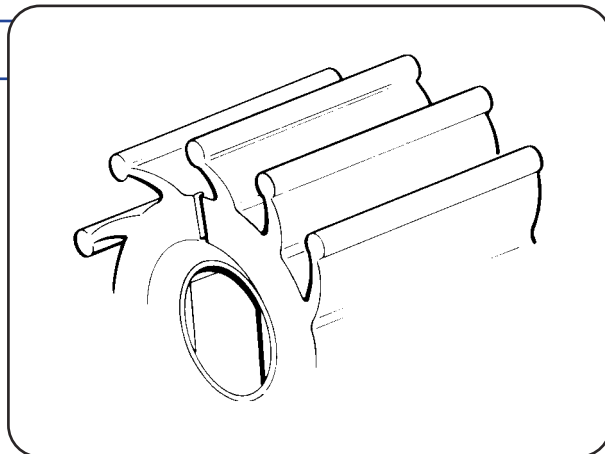
### Trouble Shooting 4

- Symptoms:**
- Impeller appears to have swollen.
  - Blades appear wider than impeller hub.
  - Rubber may feel sticky.
- Cause:**
- Chemical attack, more common with oily bilge water or diesel transfer.
- Remedy:**
- Ensure impeller is rinsed after use.
  - Remove impeller when not in use.
  - Remove impeller for long term storage.



### Trouble Shooting 5

- Symptoms:**
- Blades have some or severe permanent set.
- Cause:**
- Normal use of impeller.
  - Long term storage in pump.
  - Normal end of impeller life.
- Remedy:**
- Refit impeller to rotate in opposite direction.
  - Remove impeller for long term storage.
  - Replace impeller.



### Trouble Shooting 6

- Symptoms:**
- Blades cracked about half way up the length.
  - Some of blades missing.
  - Reduced flow.
- Cause:**
- Normal end of impeller life.
  - High discharge pressure.
- Remedy:**
- Replace impeller, check for impeller pieces in discharge plumbing.
  - Reduce outlet restrictions or increase outlet plumbing diameter.

